

Workforce Snapshot

Southwest Wisconsin Workforce Development Board
September 2009



2009 Dislocations

Alcoa	293
Alliant Energy	34
AMTEC Corporation	55
Angus Young	9
Beloit Clinic	16
Bourns Automotive	20
CB & K	29
Cub Foods	75
Dean Health Care	5
Freedom Plastics	93
General Motors	113
Hormel Foods	40
Hufcor	90
Lab Safety Supply	50
Kuhn North America	60
Morgan Corp.	35
Regal Beloit Corp.	33
Rockwell	149
Scot Forge	40
Seats, Inc.	45
SSI Technologies	40
United Alloy	15
Wausaukee Composites	61
Woodbridge	99
Total	1,499

Job picture continues to stabilize, but recession's impact far from over

Center on Wisconsin Strategy (COWS) latest Wisconsin Job Watch, reporting on July 2009 data, shows a continued slowing in the rate of job loss in the state, offering some hope that the economy is stabilizing. However, Wisconsin has **137,100** fewer jobs than when the recession started in December 2007, and the unemployment rate remains at highs not seen since the 1980s. Key stats include:

- Wisconsin's unemployment rate now stands at **9.0%**, double the rate of unemployment at the start of the recession in December 2007.
- The state lost an average of **18,650** jobs per month in the six months leading up to April 2009. From April to July, the total number of jobs has roughly held steady.
- Though the rate of manufacturing job loss has slowed, **4,800** jobs were lost in the sector between June and July 2009. Wisconsin's manufacturing sector now has **66,100** fewer jobs than when the recession started, accounting for nearly **50%** of all jobs lost in the current downturn.
- After a spike in construction jobs between April and May 2009, the last two months have seen construction jobs fall again, with **2,500** jobs lost between May and July.
- The current recession rivals the severe recession of the 1980s with respect to percent of jobs lost (almost **5%**). Though Wisconsin's unemployment rate is still well below 1980s levels, it has not necessarily reached its peak.


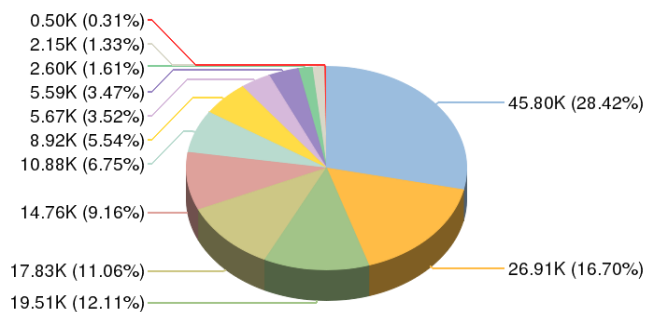
Source: Center on Wisconsin Strategy (COWS) Job Watch

<http://www.cows.org/pdf/ds-WIJobWatch-July09.pdf>

Note: Anticipated layoffs for early 2010 (Sanford Business-to-Business & Bourns Automotive) are not included.


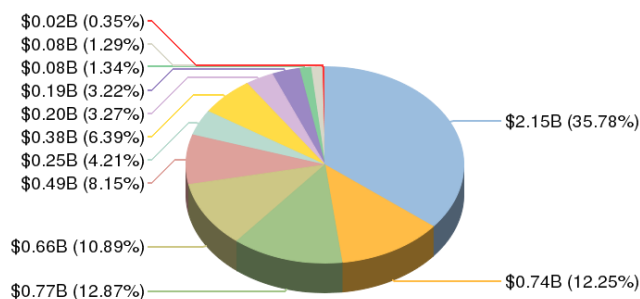
WDA #11 2009 Economic Base - JOBS

This graph illustrates the top 12 industries comprising the economic job base for the Southwest Wisconsin Workforce Development Area. The largest industry contributing to the economic base remains manufacturing at 28.42% of the pie.



WDA #11 2009 Economic Base - EARNINGS

Similarly, this graph depicts the corresponding industry earnings for the Southwest Wisconsin Workforce Development Area's economic base.



Source: Economic Modeling Specialists, Inc.
www.economicmodeling.com